


ALLIANCE Multi-Operator DAS

Low-power Remote Optic Unit (LROU)

Product Data Sheet



ALLIANCE is SOLiD's multi-operator, neutral host Distributed Antenna System (DAS) that efficiently delivers wireless RF signals into any indoor or outdoor location difficult to cover with traditional macro networks.

The Low Power Remote Optic Unit delivers from 24dBm to 30dBm of output power (depending on the band) for up to six commercial and public safety bands simultaneously. An Add-on Remote unit (AOR) is supported for additional RF services.

- Guaranteed RF power control. 4G certified. MIMO capable
- 12 individual bands on a single fiber
- NFPA 72 compliant. NEMA 4 certified. UL labeled
- Delivers 150MHz to 3GHz, with UHF/VHF standard
- Simplified installation, commissioning, management
- Rack or wall, indoor or outdoor mounting. Convection cooled. Optional fan unit available

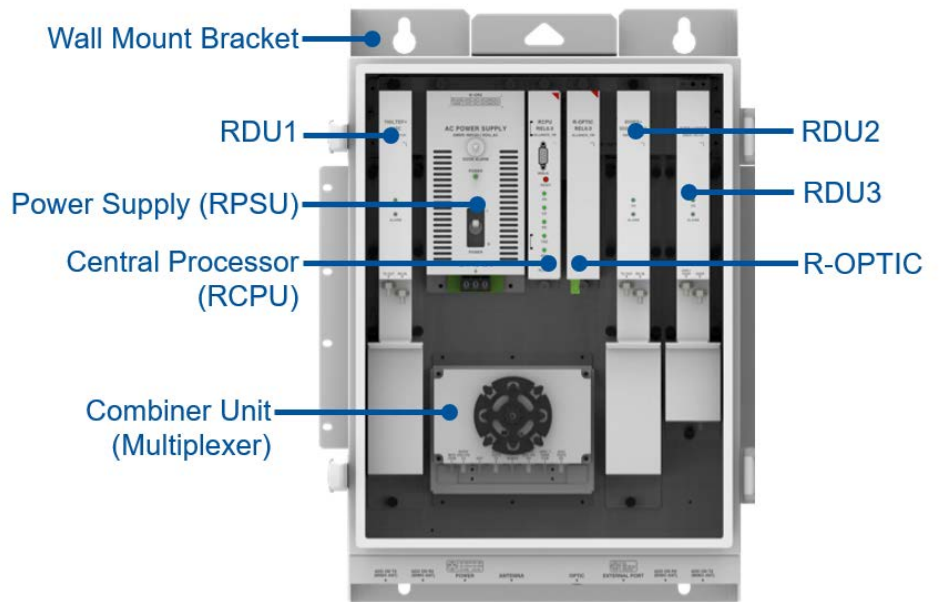
Operation

SOLID’s 1W Low-power Remote Optic Unit (LROU) is designed for the ALLIANCE DAS and can be mixed with other ALLIANCE remote units (2W, 5W, and 20W) in a single system all driven by a common head end.

This highly efficient, small footprint unit can support up to six different bands simultaneously. An Add-on Remote unit (AOR) can also be connected to the 1W LROU to support additional RF services, like VHF/UHF.

The LROU enclosure incorporates a rugged, but compact NEMA 4 design.

The unit can be rack or wall mounted, indoors or outdoors. A Dry Contact Relay provides support for alarm inputs, which is now a requirement for many deployments.

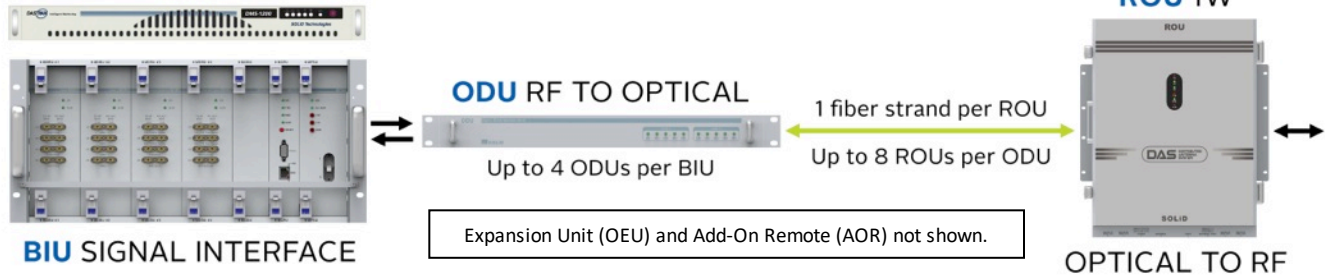


Unit Name	Unit Description
1W Remote Optic Unit (LROU)	Enclosure with RCPU, AC or DC power supply, and multiplexer
Add-on Remote (AOR)	Optional add-on enclosure (not shown in figure above), AC or DC power. Holds one RDU module, For the 1W LROU, the AOR can support VHF+UHF, 700LTE SISO, 700LTE MIMO, 2300MHz (using the 2W L2RDU_2300_WCS module) or 2500MHz TDD.
Remote Drive Unit (RDU)	Amplifies downlink / uplink signals (supports up to 3 single or dual band RDUs) Any RDU can go in any slot.
R Optic Unit	Converts RF-to-Optic and Optic-to-RF
Power Supply (RPSU)	AC: 120V, 50/60Hz. Operating Range: 108 to 132 VAC, 50/60Hz DC: -48 VDC. Operating range: -42 to -56 VDC
Remote Central Processor Unit (RCPU)	Controls and monitors signal of each unit.
Multiplexer	To utilize common antenna output, the multiplexer combines Tx signals from the RDUs and distributes Rx signals to the RDUs.
Dry Contact Relay Sub Board	Enables LROU to accept input alarms from external equipment. (Optional)
External Fan Unit (Optional)	Turns on/off automatically based on operator-defined temperature settings.

For the downlink signal path, the ROU receives optical signals from the ODU (or OEU) and converts them to RF signals in the Remote Optic (R-Optic) module. The signals move to the Remote Drive Units (RDUs) where they are amplified and filtered to remove out-of-band signals. A multiplexer in the remote unit combines RF signals from multiple RDUs and then delivers them to a single antenna port. The process is reversed for the uplink path.

With the DMS-1200, the operator can monitor and control the operation of each LROU

DMS MANAGEMENT SYSTEM



Specifications

Band Parameters				
Frequency Band	Downlink (Tx)		Uplink (Rx)	
	Frequency (MHz)	Bandwidth (MHz)	Frequency (MHz)	Bandwidth (MHz)
700LTE	729-756	27	699-716 / 777-787	17 / 10
700PS (incl FirstNet)	758-775	17	788-805	17
800 PS	851-860	9	806-815	9
800 Sprint / 850C	862-894	32	817-849	32
900 Paging	929-941	11	896-902	6
1900PCS	1930-1995	65	1850-1915	65
AWS 1+3	2110-2180	70	1710-1780	70
2500TDD LTE	2496-2690	Lower Band: 71.2 Middle Band: 37.8 Upper Band: 71.2	2496-2690	Lower Band: 71.2 Middle Band: 37.8 Upper Band: 71.2
VHF	136-174	38	136-174	38
UHF	B1: 380-434	54	B1: 380-434	54
	B2: 396-450	54	B2: 396-450	54
	B3: 450-512	62	B3: 450-512	62

NOTES:
 For 2500 services and UHF, operator can select band using management software.
 VHF/UHF requires Add-On Remote (AOR)

RF Parameters											
Supported Services		700LTE Full Band	700PS	800 PS / 800 Sprint	850 Cellular	900 Paging	1900 PCS	2100 AWS1+3	2500 TDD	VHF	UHF
Input Power	Tx (dBm)	-20dBm to +10dBm (BIU); +15dBm to +43dBm (eBIU)								-15 to +10	
	Rx (dBm)	≤ -50								≤ -54	
Output Power	Tx (dBm)	23	23	25	26	25	29	30	30	24	24
	Rx (dBm)	0							-20	-4	
System Gain	Tx (dB)	43	43	45	46	45	49	50	50	44	
	Rx (dB)	30 to 50							10 to 30	34 to 50	
System Delay*	Tx	< 1.5μs	< 1μs	< 4μs	< 4μs	< 1μs	< 2μs	< 1μs	< 0.5 μs	< 2μs	< 2μs
	Rx	< 1μs	< 8μs	< 8μs	< 8μs	< 4μs	< 3μs	< 2μs	< 1.5 μs	< 2μs	< 2μs
EVM (Tx %)		5%					2%			NA	
Noise Figure (UL)		15dB Max					8dB Max		10dB Max	7dB Max	
VSWR		1.8 max at each band In / Out ports									
Spurious		Spurious Emissions: Tx: ≤ -13dBm @ 9kHz to 5GHz									
Attenuation (Rx)		Out of Band Attenuation: ≤ 45dB @ F edge ± 1MHz offset									
Gain Control		Gain Control Range: For the remote unit TX: 30 dB/step 0.5dB									
NOTES:											
TX Input power refers to the DAS headend.											
TX Output power is measured at the antenna port.											
Noise figure represents system noise with one remote connected.											
Add 2dB to Noise figure when using Optic Expansion Unit (OEU) or 1-port Donor Optic Modules (DOUs).											
System delay excludes fiber optic delay.											
Additional gain control available at head end including uplink gain control.											
TX system gain for VHF/UHF is 39dB when input power is -15dBm.											

Optical	Specification
Optic	SC / APC (STEP FERRULE)
Laser Diode	1550nm (Coaxial Type)
Photo Diode	1310nm
Optic Loss	Max 5dB _o (4-port Donor Optic Module); Max 10dB _o (1-port Donor Optic Module)

Environmental	Specification
Ingress Protection	IP65 Compliant, NEMA 4
Operating Environment	Temp: 14 to 122°F (-10 to +50°C). Humidity: 5% to 90% Non-condensing

Mechanical	Specification
Mounting Type	Wall or Rack Mounting (fits standard 19" rack.14U height)
Connectors	Antenna port type: 4.3-10 DIN. In / Output port type: N Type Female (to AOR).
Craft Port	Serial interface RS232 9-pin D-sub Male for connecting management PC (on CPU)
Monitoring Port	-30dB (SMA Female)
Power Consumption	290W Fully loaded (3 LRDUs) covering bands: 700/800/850/1900/2100/2500. Total power consumption will vary depending on configuration.
Dimensions	19"W x 24.87"H x 10.57"D (482.6mm x 630mm x 268.5mm) Dimensions Include wall mount bracket, which can be removed as needed.
Weight	35.5 Kg (78lbs) Fully Loaded

Regulatory	Specification
FCC	Complies with the applicable sections of Title 47 CFR Parts 15, 22, 24 and 90.
ICES-003	This Class A digital apparatus complies with Canadian ICES-003.
UL/CUL	Complies with UL and CUL 1950-1 Standard for safety for information technology equipment.
FDA/CDRH	This equipment uses a Class 1 LASER according to FDA/CDRH Rules. This product conforms to all applicable standards of 21 CFR Chapter 1, Subchapter J, Part 1040.
NFPA 72	Code Compliant. Applies to Remote Optic Unit and Add-on Remote

LRDU Slot Configurations	Specification
Slot 1, Slot 2, Slot 3	Any LRDU can go in any slot.
AOR	One LRDU can be installed in the AOR: VHF+UHF, 700LTE SISO, 700LTE MIMO, 2300MHz (using the 2W L2RDU_2300_WCS module) or 2500MHz TDD.

Ordering Information / Part Numbers

NOTE: This table only lists parts specific to the LROU and AOR configuration but not all parts available for ALLIANCE DAS.

1W LROU and Add-On Remote (AOR)	Part Number
Remote Optical Unit Chassis - AC Power - For use w/ Rel. 6	ROU_C_AC
Remote Optical Unit Chassis - DC Power - For use w/ Rel. 6	ROU_C_DC
1900MHz & 2100/1700Mhz AWS Amplifier Module (AWS1+3)	RDU_1900P_AWS13
1900MHz & 2100/1700Mhz AWS Amplifier Module **Replaced by RDU_1900P_AWS13	RDU_1900P_AWS
700MHz LTE Full Band MIMO Amplifier Module (comes with cavity filter)	RDU_700LTE_M
700MHz LTE Full Band SISO Amplifier Module (comes with cavity filter)	RDU_700LTE_S
800MHz & 900MHz Amplifier Module (comes with cavity filter)	RDU_800PS_900I_PA
850MHz & 700MHz Full Band Amplifier Module (comes with cavity filter)	RDU_850C_700FB
850MHz & 700MHz Public Safety Amplifier Module (comes with cavity filter)	RDU_850C_700PS
2500 MHz TDD Amplifier module; 60MHz contiguous bandwidth	RDU_2500_60TDD
150MHz VHF & 450MHz UHF Amplifier Module	RDU_150_450
Blank Amplifier Module	ROU_B (Blank Module)
Fan Tray to be attached to ROU; (special order, not stocked)	FAN_TRAY
700LTE & 700PS Filter Kit	FK_700LTE_700PS
ALLIANCE ROU AC Power Cord, 25 ft. (special order)	RPSU_AC_CORD_25
1W/2W Alarm Cable ROU-to-AOR cable with external alarm input pigtail	CBL_AOR_ALM
1W/2W Alarm Cable ROU cable with external alarm input pigtail	CBL_ROU_ALM
1W Dry Contact Upgrade Kit for legacy ROU. Includes board assembly and internal cables. Kit does not include external cable.	CBL_1WROU_ALM_KIT



SOLiD Gear, Inc.
 800 Klein Road, Suite 200
 Plano, TX 75074
 PHONE: 888.409.9997
 EMAIL: sales@solid.com
 WEB: www.solid.com

